


# Accessing & Using the Lighthouse App

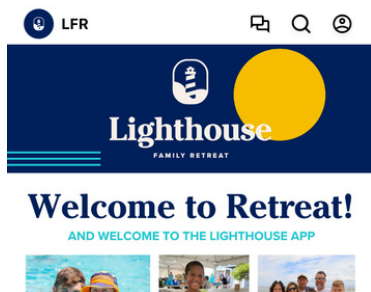
## TO DOWNLOAD THE APP:



1) Access your phones App store. In the search bar, search for “Lighthouse Family Retreat”



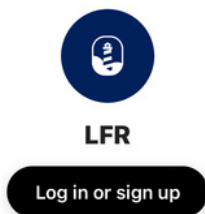
2) The app should be the top search result. Select the “Get” button to download the App to your phone.



3) You should now have access to the app! While on retreat, you will find all retreat documents you need within the app, as well as messages from leadership. It is important to continue following the steps below to sign up and use messaging.

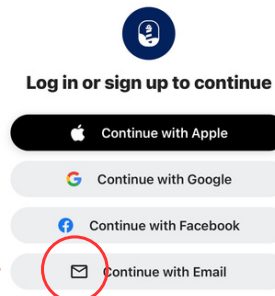
## TO SIGN UP AND USE MESSAGING:

1) Select the circle with little person in the top right corner



2) Select “Log In or Sign Up”

3) Sign up. We recommend you select “Continue with Email”. On the next screen, create your account using the same email address you used on your application when you registered for retreat. You may have to check your email for access verification.



4) After you have finished creating your account, your app will allow messaging. You will see the message bubbles along the top right.



5) You may receive an email request to join your retreat group. Your messaging group will populate under the “Conversations” tab in the messaging section shown above by Monday of Retreat.

6) Please make sure notifications for the app and messaging are turned ON. If you have any questions, or need help, please as your Logistics Lead on Retreat.